



solarfam

JPC12-200



JPC Series lead-Carbon battery

Applications

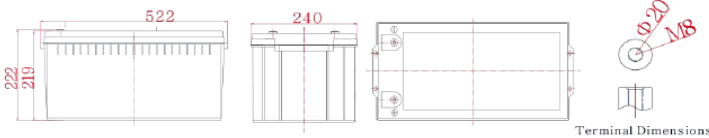
- › Solar/ wind energy and other new energy storage
- › Hybrid vehicles, electric bicycles and other new energy vehicles
- › Other backup or cycle purposes

General Features

- › Lead-carbon composite negative plate, both capacitance and battery characteristics
- › Long cycle life, excellent deep cycle discharge ability
- › Excellent charge acceptance ability
- › Optimized capability of instant high-current discharging
- › Strong high and low temperature performance
- › Precision sealing technology



Dimension:522(L)×240(W)×219(H)×222(TH) Unit: mm



Specification

Nominal Voltage	12V
Nominal Capacity	200Ah
Design life	15 years
Terminal	M8
Approx. Weight	Approx 61.5kg (136lbs)
Container Material	ABS
Rated Capacity	200Ah 10Hour Rate (20.0A to 10.8V)
	163Ah 3Hour Rate (54.2A to 10.8V)
	132Ah 1Hour Rate (132A to 10.5V)
Internal resistance	Full charged at 25°C: 3.30 mΩ
Max. Discharge Current	2400A(5S)
Operating Temperature	Discharge: -20 ~60°C(-4~ 140°F)
	Charge: -20 ~50°C(-4~ 122°F)
	Storage: -20 ~50°C(-4~ 122°F)
Charge current:	Max. 60.0A ; Recom.20.0~40.0A
Charge Method (25 °C)	Float Charge: 13.5-13.8V, recom. 13.8V(-18mV/ °C)
	Equalize charge: 13.8-14.1V, recom. 14.1V(-24mV/ °C)
	Cycle charge: 14.4-15.0V, recom. 14.8V(-30mV/ °C)
Self discharge	3% of capacity declined per month at 25°C

Constant Current Discharge Characteristics Unit: A (25 °C, 77 °F)

FV/Time	5min	15min	30min	1h	2h	3h	5h	8h	10h	20h
1.60V	718	386	234	136	78.0	56.6	38.0	25.0	21.0	11.0
1.65V	696	374	230	135	77.6	56.0	37.6	24.8	20.8	11.0
1.70V	670	366	226	134	77.0	55.2	37.2	24.6	20.6	10.9
1.75V	616	354	224	132	75.8	54.6	36.8	24.4	20.4	10.9
1.80V	552	330	216	129	74.4	54.2	35.8	24.2	20.0	10.8
1.85V	492	294	196	119	70.6	51.0	34.0	23.2	19.6	10.6

Constant Power Discharge Characteristics Unit: W/cell (25 °C, 77 °F)

FV/Time	5min	15min	30min	1h	2h	3h	5h	8h	10h	20h
1.60V	1206	680	426	258	147	108	72.0	48.4	40.4	21.8
1.65V	1160	668	422	256	147	106	71.6	48.0	40.0	21.8
1.70V	1154	660	422	254	146	106	71.0	47.8	39.6	21.6
1.75V	1076	656	420	252	146	105	70.6	47.4	39.2	21.6
1.80V	988	620	410	250	145	105	69.8	47.0	38.8	21.4
1.85V	882	554	376	232	139	100	66.8	45.6	38.2	21.2

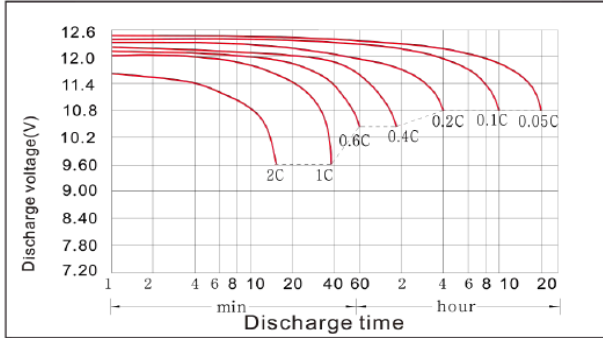
Disclaimer: Manufacturers have the right to self-modify the parameters of the product updates, please keep in touch with manufacturers to obtain the latest information.



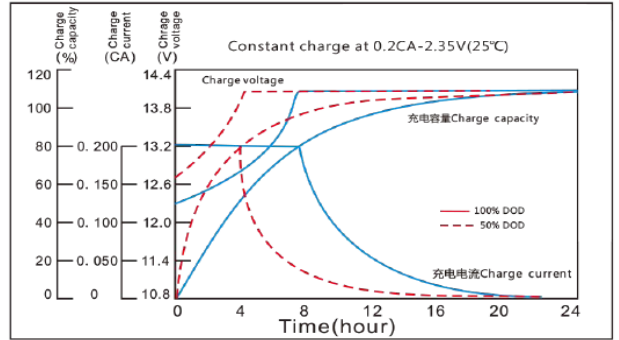
solarfam JPC12-200

JPC Series lead-Carbon battery

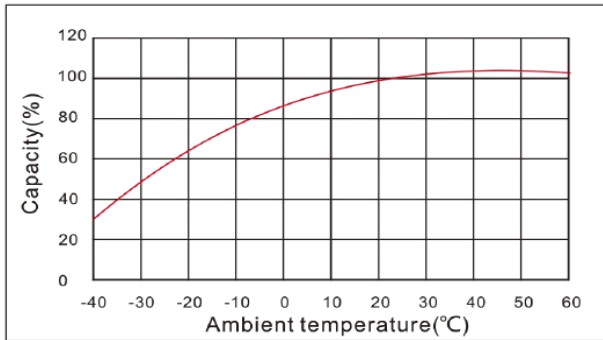
Discharge characteristic



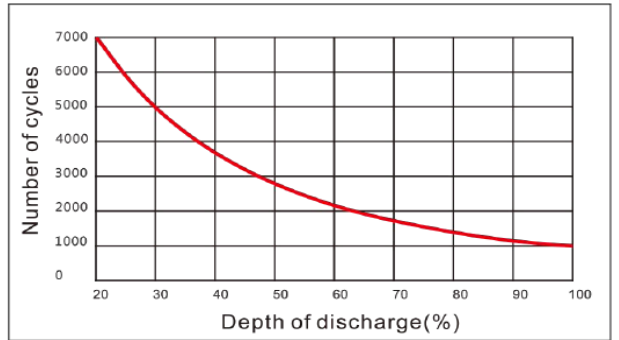
Charging characteristic



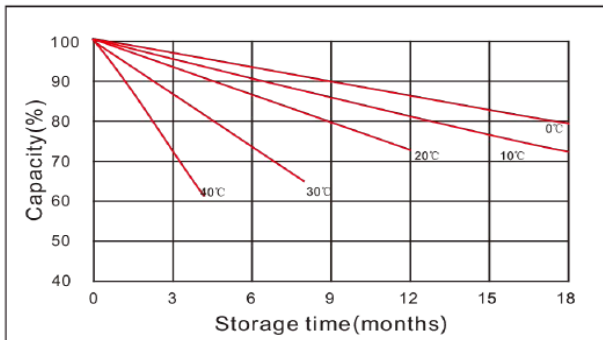
The effect of temperature on capacity



The effect of discharge depth on cycle life



Curves of self-discharge



The effect of discharge depth on cycle life

